

**TOWN OF SAN ANSELMO**

**RESOLUTION NO. 4217**

**A RESOLUTION OF THE TOWN COUNCIL OF THE TOWN OF SAN ANSELMO  
DECLARING THE CANVASS OF RETURNS AND RESULTS OF THE GENERAL  
MUNICIPAL ELECTION HELD ON NOVEMBER 7, 2017.**

---

**WHEREAS**, a General Municipal Election was held on November 7, 2017; and

**WHEREAS**, notice of said election was duly and legally given as required by law, and voting precincts properly established; that election officials were duly appointed and served, and election supplies furnished and that in all respects said election was held and conducted and the votes thereat received and canvassed by the Election Code of the State of California governing elections in General Law Cities; and

**WHEREAS**, the San Anselmo Town Council met on Tuesday, December 12, 2017 to canvass the returns of said election.

**NOW, THEREFORE, BE IT HEREBY RESOLVED** that the San Anselmo Town Council finds that the number of votes cast and other matters required by law to be as stated in the attached Certificate of Canvass of Vote by Lynda Roberts, Registrar of Voters.

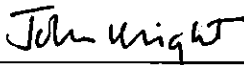
I hereby certify that the foregoing resolution was duly passed and adopted by the Town Council of the Town of San Anselmo at a regular meeting held on the 12<sup>th</sup> day of December, 2017, by the following vote:


AYES: Wright, McInerney, Brown, Greene, Coleman

NOES: None

ABSTAIN: None

ABSENT: None

  
\_\_\_\_\_  
Mayor


ATTEST:  
  
\_\_\_\_\_  
Carla Kacmar, Town Clerk

## CERTIFICATE OF CANVASS OF VOTE

I, LYNDA ROBERTS, Registrar of Voters, County of Marin, State of California, do hereby certify I canvassed the vote cast at the Local District Elections held on November 7, 2017, and the results of said canvass are detailed in the *Official Final Results*, and the *Statement of Votes*, filed and retained with the Marin County Elections Department.

*(See attached summary report)*

IN WITNESS WHEREOF, I have set my hand and affixed my official seal on the 22nd day of November, 2017.



*Lynda Roberts*  
LYNDA ROBERTS  
Registrar of Voters

# Polling Place Listing by District

Local District Election - November 7, 2017

Sorted Poll Place Name

ID	Polling Place Description	Sample Ballot Address	Map #	Access	Voting Precinct	Regis.
<b>District: *508 - Town Of San Anselmo</b>						
83	American Legion Hall ( Log Cabin )	120 Veterans Place San Anselmo, CA 94960		No	0208089 C-208089 0208109 C-208109	1,306 1,543
54	First Presbyterian Church of San Anselmo Assembly Room	72 Kensington Rd San Anselmo, CA 94960		No	0208099 C-208099	1,396
383	Methodist Church Of San Rafael Fireside Room	199 Greenfield Avenue San Rafael, CA 94901		Yes	0208119 C-208119	1,332
58	Ross Valley Fire Station #19 Engine Room	777 San Anselmo Ave San Anselmo, CA 94960		No	0208250 Pct 208250	819
357	Ross Valley Fire Station #20 Engine Room	Arroyo & Butterfield Rd San Anselmo, CA 94960-1262		Yes	0208079 C-208079	2,228
<b>Total Polling Places for District *508: 5</b>						

Marin County Registrar of Voters  
 General Election - November 8, 2017  
 Statement of Votes Cast - Official Final Results  
 Town of San Anselmo, Town Council Member

Date:11/22/17  
 Time:09:14:05  
 Page:1 of 3

	TURN OUT		
	Reg. Voters	Cards Cast	% Turnout
Jurisdiction Wide			
0208079			
Polling	2228	167	7.50%
VBM	2228	643	28.86%
Total	2228	810	36.36%
0208089			
Polling	1308	114	8.72%
VBM	1308	343	26.22%
Total	1308	457	34.94%
0208099			
Polling	1397	130	9.31%
VBM	1397	389	27.85%
Total	1397	519	37.15%
0208109			
Polling	1543	123	7.97%
VBM	1543	427	27.67%
Total	1543	550	35.64%
0208119			
Polling	1332	95	7.13%
VBM	1332	377	28.30%
Total	1332	472	35.44%
0208250			
Polling	819	77	9.40%
VBM	819	220	26.86%
Total	819	297	36.26%
Total			
Polling	8627	706	8.18%
VBM	8627	2399	27.81%
Total	8627	3105	35.99%

Marin County Registrar of Voters  
 General Election - November 8, 2017  
 Statement of Votes Cast - Official Final Results  
 Town of San Anselmo, Town Council Member

Date:11/22/17  
 Time:09:14:05  
 Page:2 of 3

Town of San Anselmo, Town Council Member									
	Reg. Voters	Times Counted	Total Votes	JOHN WRIGHT		STEVE BURDO		KAY COLEMAN	
Jurisdiction Wide									
0208079									
Polling	2228	167	433	102	23.56%	85	19.63%	93	21.48%
VBM	2228	643	1590	401	25.22%	326	20.50%	393	24.72%
Total	2228	810	2023	503	24.86%	411	20.32%	486	24.02%
0208089									
Polling	1308	114	298	73	24.50%	67	22.48%	64	21.48%
VBM	1308	343	863	205	23.75%	180	20.86%	202	23.41%
Total	1308	457	1161	278	23.94%	247	21.27%	266	22.91%
0208099									
Polling	1397	130	322	72	22.36%	64	19.88%	77	23.91%
VBM	1397	389	994	241	24.25%	212	21.33%	232	23.34%
Total	1397	519	1316	313	23.78%	276	20.97%	309	23.48%
0208109									
Polling	1543	123	307	73	23.78%	70	22.80%	67	21.82%
VBM	1543	427	1049	222	21.16%	236	22.50%	251	23.93%
Total	1543	550	1356	295	21.76%	306	22.57%	318	23.45%
0208119									
Polling	1332	95	241	42	17.43%	51	21.16%	62	25.73%
VBM	1332	377	971	240	24.72%	195	20.08%	256	26.36%
Total	1332	472	1212	282	23.27%	246	20.30%	318	26.24%
0208250									
Polling	819	77	198	39	19.70%	40	20.20%	44	22.22%
VBM	819	220	538	118	21.93%	113	21.00%	118	21.93%
Total	819	297	736	157	21.33%	153	20.79%	162	22.01%
Total									
Polling	8627	706	1799	401	22.29%	377	20.96%	407	22.62%
VBM	8627	2399	6005	1427	23.76%	1262	21.02%	1452	24.18%
Total	8627	3105	7804	1828	23.42%	1639	21.00%	1859	23.82%

Marin County Registrar of Voters  
 General Election - November 8, 2017  
 Statement of Votes Cast - Official Final Results  
 Town of San Anselmo, Town Council Member

Date:11/22/17  
 Time:09:14:05  
 Page:3 of 3

Town of San Anselmo, Town Council Member						
	BRIAN L. COLBERT		TOM KING		Write-In Votes	
Jurisdiction Wide						
0208079						
Polling	125	28.87%	27	6.24%	1	0.23%
VBM	388	24.40%	78	4.91%	4	0.25%
Total	513	25.36%	105	5.19%	5	0.25%
0208089						
Polling	80	26.85%	12	4.03%	2	0.67%
VBM	225	26.07%	48	5.56%	3	0.35%
Total	305	26.27%	60	5.17%	5	0.43%
0208099						
Polling	95	29.50%	11	3.42%	3	0.93%
VBM	266	26.76%	38	3.82%	5	0.50%
Total	361	27.43%	49	3.72%	8	0.61%
0208109						
Polling	82	26.71%	14	4.56%	1	0.33%
VBM	269	25.64%	65	6.20%	6	0.57%
Total	351	25.88%	79	5.83%	7	0.52%
0208119						
Polling	74	30.71%	9	3.73%	3	1.24%
VBM	236	24.30%	44	4.53%	0	0.00%
Total	310	25.58%	53	4.37%	3	0.25%
0208250						
Polling	55	27.78%	19	9.60%	1	0.51%
VBM	146	27.14%	42	7.81%	1	0.19%
Total	201	27.31%	61	8.29%	2	0.27%
Total						
Polling	511	28.40%	92	5.11%	11	0.61%
VBM	1530	25.48%	315	5.25%	19	0.32%
Total	2041	26.15%	407	5.22%	30	0.38%

**Marin County Registrar of Voters  
Local District Election - November 7, 2017  
Official Final Results**

Date:11/22/17  
Time:09:07:49  
Page:1 of 2

Registered Voters 74175 - Cards Cast 30144 40.64%

Num. Report Precinct 65 - Num. Reporting 65 100.00%

Town of Fairfax, Town Council		
Member	Total	
Number of Precincts	5	
Precincts Reporting	5	100.0 %
Vote For	3	
Times Counted	2432/5450	44.6 %
Total Votes	6523	
<b>BRUCE ACKERMAN</b>	1289	19.76%
<b>JOHN REED</b>	1287	19.73%
<b>BARBARA COLER</b>	1209	18.53%
<b>CINDY SWIFT</b>	974	14.93%
<b>DEBORAH BENSON</b>	948	14.53%
<b>CHARLES CORNWELL</b>	800	12.26%
Write-in Votes	16	0.25%

City of Sausalito, City Council		
Member - Short Term	Total	
Number of Precincts	4	
Precincts Reporting	4	100.0 %
Vote For	1	
Times Counted	2471/5187	47.6 %
Total Votes	2463	
<b>SUSAN CLEVELAND-KN</b>	1157	46.98%
<b>BILL WERNER</b>	686	27.85%
<b>MELISSA BLAUSTEIN</b>	615	24.97%
Write-in Votes	5	0.20%

City of Larkspur, City Council		
Member	Total	
Number of Precincts	9	
Precincts Reporting	9	100.0 %
Vote For	3	
Times Counted	2946/8470	34.8 %
Total Votes	5871	
<b>KEVIN HAROFF</b>	1955	33.30%
<b>CATHERINE WAY</b>	1929	32.86%
<b>DANIEL HILLMER</b>	1894	32.26%
Write-in Votes	93	1.58%

Town of Tiburon, Town Council		
Member - Short Term	Total	
Number of Precincts	3	
Precincts Reporting	3	100.0 %
Vote For	2	
Times Counted	1956/6006	32.6 %
Total Votes	3412	
<b>HOLLI THIER</b>	1223	35.84%
<b>DAVID KULIK</b>	1209	35.43%
<b>JACK RYAN</b>	955	27.99%
Write-in Votes	25	0.73%

City of Novato, City Council Member		
Member	Total	
Number of Precincts	26	
Precincts Reporting	26	100.0 %
Vote For	2	
Times Counted	12533/30156	41.6 %
Total Votes	19429	
<b>DENISE ATHAS</b>	7401	38.09%
<b>PAT EKLUND</b>	7159	36.85%
<b>KEVIN J. MORRISON</b>	4706	24.22%
Write-in Votes	163	0.84%

Marin City Community Services		
District, Director	Total	
Number of Precincts	1	
Precincts Reporting	1	100.0 %
Vote For	3	
Times Counted	455/1454	31.3 %
Total Votes	1273	
<b>ROYCE Y. McLEMORE</b>	249	19.56%
<b>TERRIE HARRIS-GREEN</b>	247	19.40%
<b>DAMIAN MORGAN</b>	203	15.95%
<b>DONALD PARKER</b>	202	15.87%
<b>GERALD R. NORMAN</b>	170	13.35%
<b>KEN MATEJKA</b>	150	11.78%
<b>KAREN E. ASHBY</b>	49	3.85%
Write-in Votes	3	0.24%

Town of San Anselmo, Town Council		
Member	Total	
Number of Precincts	6	
Precincts Reporting	6	100.0 %
Vote For	3	
Times Counted	3105/8627	36.0 %
Total Votes	7804	
<b>BRIAN L. COLBERT</b>	2041	26.15%
<b>KAY COLEMAN</b>	1859	23.82%
<b>JOHN WRIGHT</b>	1828	23.42%
<b>STEVE BURDO</b>	1639	21.00%
<b>TOM KING</b>	407	5.22%
Write-in Votes	30	0.38%

Muir Beach Community Services		
District, Director	Total	
Number of Precincts	2	
Precincts Reporting	2	100.0 %
Vote For	3	
Times Counted	226/302	74.8 %
Total Votes	543	
<b>LEIGHTON HILLS</b>	163	30.02%
<b>STEVEN S. SHAFFER</b>	149	27.44%
<b>PETER C. LAMBERT</b>	86	15.84%
<b>LYNDA GROSE</b>	73	13.44%
<b>FRANK SCHOENFELD</b>	70	12.89%
Write-in Votes	2	0.37%

**Marin County Registrar of Voters**  
**Local District Election - November 7, 2017**  
**Official Final Results**

Date:11/22/17  
Time:09:07:50  
Page:2 of 2

Registered Voters 74175 - Cards Cast 30144 40.64%

Num. Report Precinct 65 - Num. Reporting 65 100.00%

Measure A - Lagunitas School District (2/3 vote needed)		
	Total	
Number of Precincts	2	
Precincts Reporting	2	100.0 %
Vote For	1	
Times Counted	1495/2664	56.1 %
Total Votes	1494	
YES	1072	71.75%
NO	422	28.25%

Measure B - City of Larkspur (Majority vote needed)		
	Total	
Number of Precincts	9	
Precincts Reporting	9	100.0 %
Vote For	1	
Times Counted	2946/8470	34.8 %
Total Votes	2921	
YES	1945	66.59%
NO	976	33.41%

Measure D - City of Novato (Majority vote needed)		
	Total	
Number of Precincts	26	
Precincts Reporting	26	100.0 %
Vote For	1	
Times Counted	12533/30156	41.6 %
Total Votes	12083	
YES	8933	73.93%
NO	3150	26.07%

Measure E - Marin County Flood Control District Zone No. 1 (2/3 vote)		
	Total	
Number of Precincts	30	
Precincts Reporting	30	100.0 %
Vote For	1	
Times Counted	14382/34406	41.8 %
Total Votes	14252	
NO	9341	65.54%
YES	4911	34.46%

Measure F - Mesa Park Recreation District (2/3 vote needed)		
	Total	
Number of Precincts	1	
Precincts Reporting	1	100.0 %
Vote For	1	
Times Counted	392/935	41.9 %
Total Votes	391	
YES	323	82.61%
NO	68	17.39%